

Experienced Dealer Support is Standard

With any digital system there are still many factors that effect the final image. The superiority of the digital technology alone won't compensate for poorly maintained equipment, operator error or faulty technique. A competent InnoVet expert is recommended.

Our authorized InnoVet dealers have the experience to ensure that each DVM digital upgrade will be installed and maintained to the highest factory standards. Each dealer is factory-trained to keep your system running like new, with little or no downtime. Using your high-speed internet connection, InnoVet dealers may provide remote support to your system and also access factory support. No other manufacturer can claim the same high-quality product and skilled local service. Your satisfaction is our highest priority.

Built-in Quality Protects Your Investment




From our professional engineering design through the rigorous manufacturing process, adherence to the highest quality assurance measures guarantees that every InnoVet DVM will provide years of trouble-free operation.

And as a testimonial to our commitment to quality, Summit proudly backs every InnoVet DVM with a 2-year defective parts warranty. For additional security,

ask about the optional 5-year DVM Digital Warranty and the InnoVet Re-Warranty Program for older InnoVet x-ray systems.

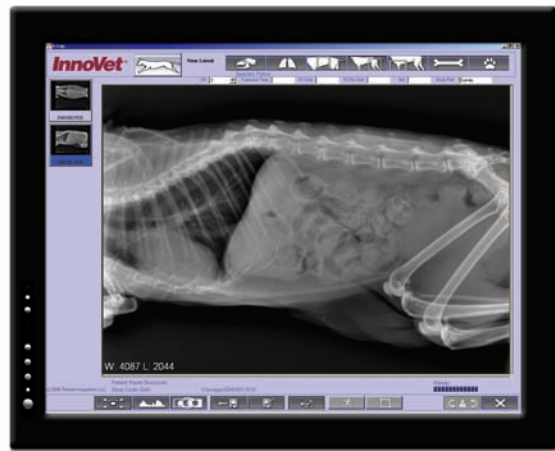


DVM | DIGITAL VETERINARY MODULE



InnoVet DVM Features & Specifications

- Quality image resolution; 6.32 megapixel array, 2.88 LP/mm
- Large 14" x 17" image field (35 x 43 cm)
- View images in less than 10 seconds
- High resolution flat panel monitor (medical grade monitors optional)
- User-friendly acquisition and viewing software includes;
 - ✓ Anatomical selection software
 - ✓ DICOM compliant images
 - ✓ Image enhancement reprocessing capability
 - ✓ Image manipulation software
 - ✓ Image magnification
 - ✓ Window leveling
 - ✓ Image rotation and manipulation
 - ✓ Measure from image
 - ✓ Post acquisition annotation
- 2-year parts warranty (an industry best)
- Optional 5-year extended warranty program



InnoVet™

Over 6,000 Owners

Your Partners in Radiography

2901 W. Lawrence Ave. • Chicago, IL 60625
 800-972-9776 • 773-588-2444 • Fax 773-588-3424
 www.innovet4vets.com

The Professional's
 Choice for
 Digital Imaging

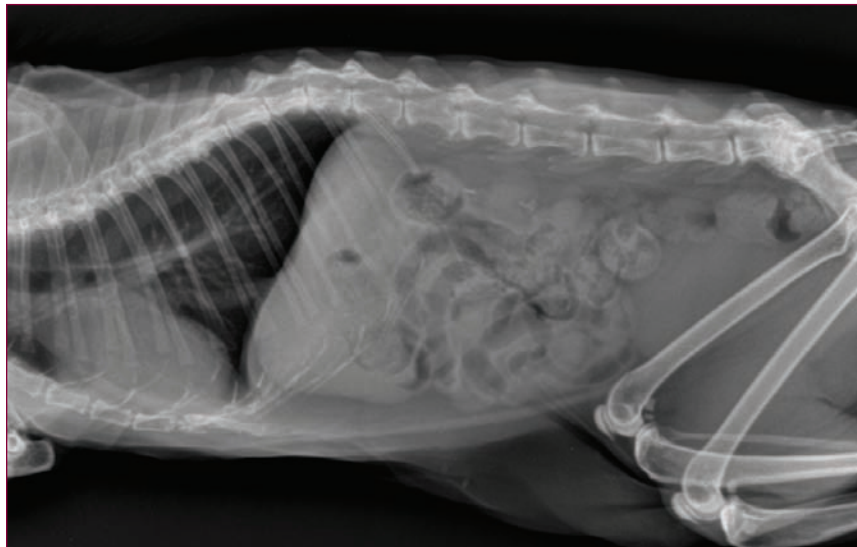
InnoVet™

The Benefits of Digital Imaging

Digital imaging systems provide advanced features and tangible benefits that exemplify the superiority of digital technology. Your transition to digital technology provides immediate value by demonstrating the commitment of your practice to provide the highest level of care.

Improved patient care

The first and most important advantage of digital technology is the elevated quality of care. The imaging range of the digital receptor allows discovery of problems like hairline fractures that are unnoticeable with conventional film-based systems. In other words, you have in your hands a much better diagnostic tool that provides immediate and precise diagnosis. At the same time, the reduction in re-takes reduces stress for your patients.



Elimination of film

Digital imaging directly eliminates the use of film, but more importantly, eliminates the need of darkrooms and storage space, the processing and disposal of chemicals, time-consuming film duplication, and the retakes due to poor image quality. It also makes filing and file retrieval much more efficient.

Ultra fast image acquisition

Time is money, and direct digital imaging is nearly instantaneous. A digital exam can be conducted in less than 10 seconds and can then be instantly sent to a radiologist, stored on your hard drive or placed on CD or DVD for future review and back up.

Superior image quality and enhancement options

The ability to manipulate the digital data exemplifies the superiority of digital imaging over analog systems.

The advanced digital environment allows an operator to...

- Enlarge the image
- Alter the contrast
- Alter the density
- Reverse the image (from negative to positive)
- Make exact digital measurements and add annotations
- Save the file in a near limitless number of variations
- Share images for consultations

... all with a click of a mouse. Interpreting the image is also easier because the digital medium allows you to adjust aspects of the image that can cloud the view. Film is not capable of such manipulation.

Cost advantages of digital vs. film

The transition to digital imaging may seem like a major capital expenditure, however with a careful analysis of the bigger picture, you'll discover that digital x-ray is more cost effective than film-based systems. Add to that the elimination of film cassettes, chemicals, and the space needed for darkrooms and storage; and it's easy to see that digital should be your choice.

The Benefits of the DVM System

The InnoVet DVM system is a result of a technical collaboration between Summit Industries, the manufacturer of InnoVet, and RemoteVet the manufacturer of the digital receptor. By combining Summit's experience with it's 6,000 installed InnoVet radiographic systems and RemoteVet's nearly 10 years experience in telemedicine and imaging, we were able to create a very practical and cost effective digital veterinary module, the InnoVet DVM.

The DVM (digital veterinary module) utilizes a full-field CCD imaging system with quality image resolution. The patent pending system enables image viewing in 7-10 seconds from exposure. Designed specifically for veterinary use, the 6.3 million pixel resolution provides 4,096 shades of gray.

The integration of the CCD receptor into the InnoVet and other x-ray units utilized Summit's 20 years of radiographic design experience. As the developers of the InnoVet family of systems, Summit's engineers skillfully designed modifications to new InnoVets and adaptors for older InnoVets and non-InnoVet units to assure:

- Proper digital receptor operating environment
- Maximum lateral travel of receptor in the table
- Receptor to tubestand interlock on some InnoVet models
- Maintenance of the structural integrity of the x-ray table and the UL approved design features for InnoVet tables.

Rest assured that Summit's technical expertise, our factory ISO 9001 quality status, and our industry best 2-year DVM warranty provides you with exceptional value.

Upgrade Your New InnoVet

All new InnoVet systems are now designed to accept the DVM. Whether your new system is an InnoVet Classic, Select or Specialist, the DVM can be quickly integrated into the system at the factory, providing you with a quality DICOM compliant digital imaging system.

Upgrade An Older InnoVet

Older InnoVet systems were not designed to accept the DVM system or other digital receptors. However, authorized InnoVet dealers have been trained to modify your existing InnoVet and install the new factory parts necessary to incorporate the DVM system while maintaining the systems original factory warranty and UL listing status.

In addition, your authorized InnoVet dealer can tell you about our InnoVet Re-warranty Program by which you may have your InnoVet system brought up to current performance and feature status and warranted for future protection.

Upgrade Other X-ray Systems

Because of it's small size and simplicity, the DVM module is adaptable to many older systems like Bennett, Sedecal, Tingle, Universal, VetTek and others. Your InnoVet dealer currently has adapter kits for several different models and is trained to install the two-year warranted DVM module quickly and skillfully.

